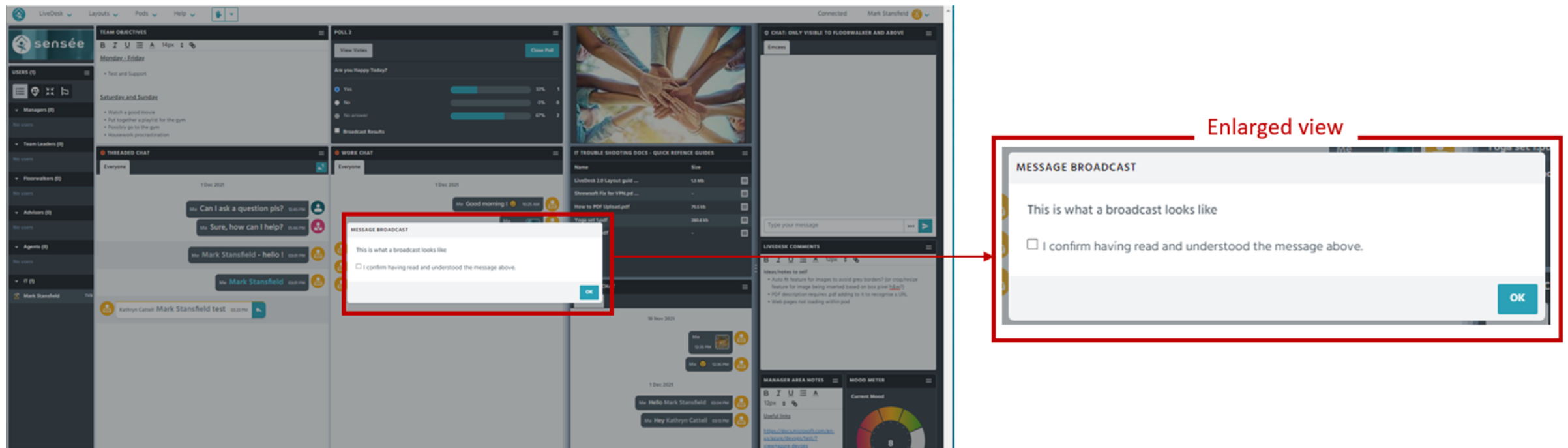


# BROADCAST A MESSAGE WITHIN LIVEDESK



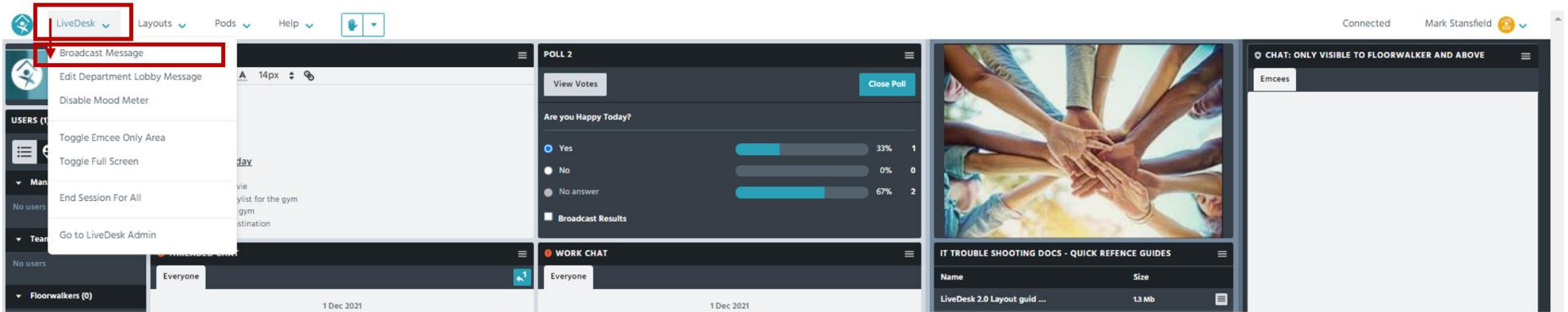
## Using the User Pod: Views

LiveDesk allows you to send an alert to all of LiveDesk, enabling you to quickly communicate information and urgent messages to the whole team - this is known as a **Broadcast**. The broadcast takes the form of a pop up window that alerts all users to your message:

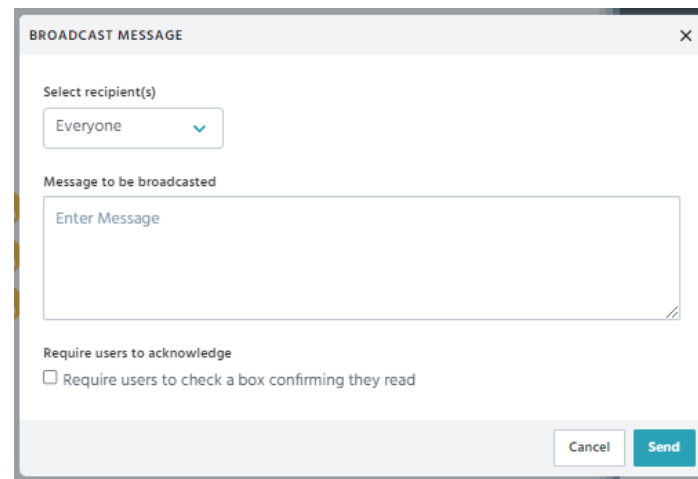


You can set the broadcast so that the LiveDesk attendees have to acknowledge having read it by way of clicking on a checkbox before they can dismiss the message. Additionally, you have the option to broadcast to specific team members within LiveDesk should you need to quickly get their attention or communicate a message quickly.

To send a broadcast select **Broadcast Message** from the dropdown list of options contained within the Livedesk menu (located at the top left hand side of your LiveDesk):



You will then be presented with a pop up window allowing you to select who you want to send the broadcast to, a text box where you can compose your message, and the option to require the user to confirm they have read the message by requiring them to click a checkbox before they can dismiss the message:



The below diagram outlines the functionality of the box and available options as noted above:

